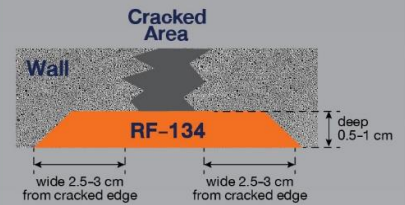


- 1 RF-143**
RHINOZ Primer Bonding
Strengthening adhesion
to the surface, reduce dust
- 2 RF-134**
RHINOZ Hybrid Jointing Compound
Fill up jointing gap and crack with
high strength, high flexibility and
no shrinkage quality
- 3 RF-102**
RHINOZ Acrylic Skim
Skim surface to achieve smoothness
with high flexibility and crack
prevention

Cracked Wall

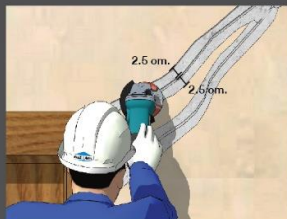


APPLICATION

SCAN me
for application VDO




1. Application of RHINOZ Hybrid Jointing Compound



Grind along the cracked area at 0.5 cm deep and 2.5 cm wide of each side from the cracked edge.



Apply RHINOZ Primer Bonding to cover 5 cm wide along the joint. Leave it to dry for 15 mins or it has turned into clear colour.



Mix the RHINOZ Hybrid Jointing Compound (Part A and B) using spinning mixer at low speed (300-500 rpm) until the mixture became homogeneous.



Fill the mixture into the groove along the joint at 0.5 cm thickness. Leave to dry 2-3 hours before applying second layer, and 24 hours before applying skim.

2. Application of RHINOZ Acrylic Skim



Apply RHINOZ Acrylic Skim along the joint to fill the gap at thickness of 1-2 mm, and cover 2.5 cm width on both sides.



To make surface smoother, can apply second layer of RHINOZ Acrylic Skim after 1-2 hours.



Leave it to dry completely for 24 hours. Sand the surface with sanding paper to achieve smooth finish.



BLUE LABEL CO.,LTD.

48/58 Moo.1 Ekachai Road, Khok-Krabue, Amphur Muang, Samutsakhon, 74000 Thailand
Tel : +66 3449 4774-5 Fax : +66 3449 4776 Website : www.bluelabelgroup.com

Technical Data Sheet

RHINOZ – Innovation Special Products

RHINOZ[®] RF-143 **RHINOZ Primer Bonding**

FEATURES

- Easy and ready to use
- Fast dry and low smell
- Improve surface bond strength
- Improve surface flexural & tensile strength
- Reduce chalking
- Reduce shrinkage
- Antimicrobial
- Safe and environmentally friendly

DESCRIPTIONS

RHINOZ Primer Bonding is a multipurpose acrylic latex bonding agent for increasing surface bond strength and flexural and tensile strength, while reducing peeling of the topping, chalking and shrinkage. It is easy to apply, fast dry with low smell, suitable for concrete, mortar, plaster, and both new and existing surface. By penetrating pores of existing concrete, a chemical bond is formed for new surface without the need to mechanically roughen the existing surface. It contains active biocides to resist growth of mold and mildew, is safe and environmentally friendly.

APPLICATION

1. Surface must be structurally sound, clean and dry.
2. Apply **RHINOZ Primer Bonding** on concrete surface by brush or roller.
3. Let it dry about 30-60 minutes or until it changes from milky white to clear before apply new concrete, plaster, mortar or other top coating.
4. Clean tools and equipment with water.

PACKING SIZE

1 Litre 4 Litre

STORAGE

Store in a dry place with shelf life 1 year in the original unopened packing

TECHNICAL DATA

Base	:	Acrylic polymer
Appearance	:	Milky white liquid
pH	:	7.0 - 9.0
Density	:	1.0 - 1.1 g/cm ³
Recoating time	:	30 - 60 minutes (Depending on ambient conditions and thickness)
Coverage	:	10 - 15 m ² /Litre (Depending on substrates)



BLUE LABEL CO.,LTD.

48/58 Moo.1 Ekachai Road, Khok-Krabue, Amphur Muang, Samutsakhon, 74000 Thailand
Tel : +66 3449 4774-5 Fax : +66 3449 4776 Website : www.bluelabelgroup.com

Technical Data Sheet

RHINOZ[®] RF-134 **RHINOZ Hybrid Jointing Compound**

FEATURES

- Easy to mix and apply
- Excellent adhesion to most surfaces
- Good mechanical strength and flexibility
- Non sag on vertical surfaces
- Durable and weather resistant
- Vibration and impact resistant
- Non shrinkage
- Non water absorption

DESCRIPTIONS

It is a two component, joint sealing compound based on epoxy modified polyurethane. It is ideal for sealing joints, movement joints, expansion joints and repairing cracks. It is excellent adhesion to most surfaces such as concrete, masonry, precast, fiber concrete, wood and other construction materials. It is high strength, flexible, vibration and impact resistant. It is non-sag on vertical surfaces and non-shrinking due to their high-solids content. It is easy to mix and can be applied by using either a trowel or spatula.

APPLICATION

1. Mix Part-A/B = 3/1 part by weight, mix thoroughly using either hand tools or low speed mixer 300-500 rpm.
2. Mixed until to be homogeneous and the mixed epoxy should be used within 60 minutes
3. For applications where joints are very deep, recommend to use backing rod prior to fill the jointing compound
4. Apply **RHINOZ Hybrid Jointing Compound** by trowel or spatula into the joints or the desired area
5. Allow a minimum of 24-48 hours setting time, before painting or applying a covering material
6. Clean tools and equipment with warm water or thinner before the products dries

PACKING SIZE

1 kg./set

STORAGE

Store in a dry place with shelf life 1 year in the original unopened packing

TECHNICAL DATA

Base	:	(A) Epoxy modified	(B) Hardener
Appearance	:	(A) White viscous	(B) Black viscous
Mixing ratio	:	Part-A/B = 3/1 part by weight	
Pot life	:	60 minutes	
Setting time	:	24 - 48 hours	(Depending on ambient conditions and thickness)
Cure time	:	7 days	(Depending on ambient conditions and thickness)
Coverage	:	6 m./1 kg/set	(Dimension 1x1 cm.)



BLUE LABEL CO.,LTD.

48/58 Moo.1 Ekachai Road, Khok-Krabue, Amphur Muang, Samutsakhon, 74000 Thailand
Tel : +66 3449 4774-5 Fax : +66 3449 4776 Website : www.bluelabelgroup.com

Technical Data Sheet

RHINOZ – Innovation Special Products

RHINOZ[®] RF-102 **RHINOZ Acrylic Skim**

FEATURES

- Easy to apply by trowel
- High bonding strength
- Perfectly smooth finish
- High flexible
- Good weather resistance
- No crack and low smell
- Multi-layer coated without cracking
- Safe and environmentally friendly

DESCRIPTIONS

It is a skim smoothing rendering paste and ready to use formula for repairing surface defects in concrete or render. A smooth surface is obtained by eliminating blemishes such as grooves, seams, fine cracks and rock pockets. It is suitable for fiber cement, fiber concrete, gypsum concrete, especially for wall and ceiling with good adhesion and weathering resistance, perfectly smooth finish, high flexible, no crack, no chalk and can be sanded and paintable

APPLICATION

1. Surface must be clean, free of dust, oil, grease and other contaminates
2. Spray small amount of water on surface or use damp cloth wipe off surface before apply **RHINOZ Acrylic Skim**
3. Apply by stainless or steel trowel, apply one or several coats, can be recoated after 1-2 hours
4. It can be sanded after 16-24 hours and painting can be done after 24 hours
5. Clean tools and equipment with detergent and water

PACKING SIZE

5 kg. 25 kg.

STORAGE

Store in a dry place with shelf life 1 year in the original unopened packing

TECHNICAL DATA

Base	:	Acrylic polymer	
Appearance	:	Viscous paste	
Colour	:	See colour chart	
pH	:	8.0 - 10.0	
Density	:	1.5 - 1.6 g/cm ³	
Surface dry	:	15 - 20 minutes	(Depending on ambient conditions and thickness)
Recoating dry	:	1 - 2 hours	(Depending on ambient conditions and thickness)
Sand able	:	16 - 24 hours	(Depending on ambient conditions and thickness)
Cure time	:	7 days	(Depending on ambient conditions and thickness)
Bond strength	:	>1.5 N/mm ²	(ASTM D4541)
Coverage	:	1.5 kg./m ² /1 mm.	